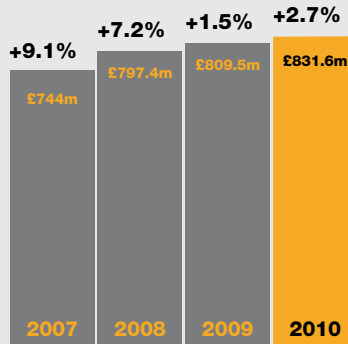


Financial and Operational Highlights

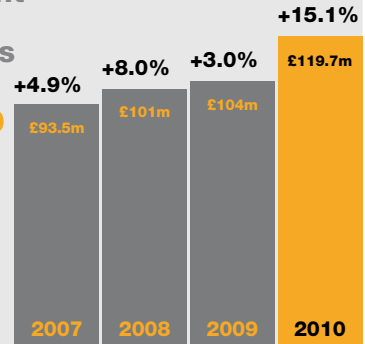
Revenue

+2.7%
at **£831.6m**
(2009: £809.5m)



Operating Profit before non-recurring items

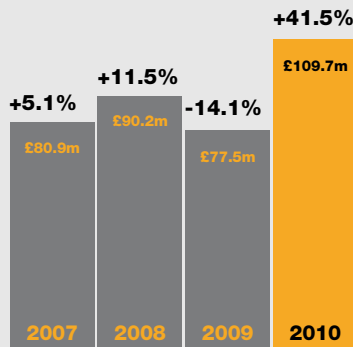
+15.1%
at **£119.7m**
(2009: £104m)



Operating profit was £112.3m (2009: £91.7m).

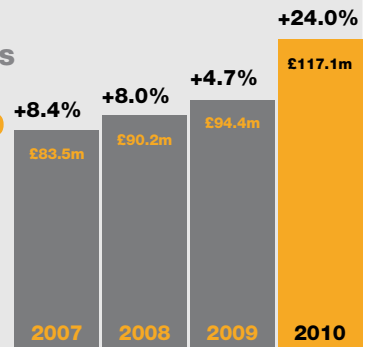
Profit before tax

+41.5%
at **£109.7m**
(2009: £77.5m)



Profit before tax and non-recurring items

+24.0%
at **£117.1m**
(2009: £94.4m)

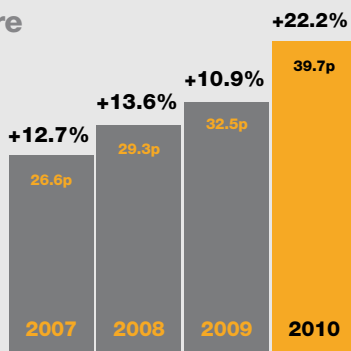


For comparative purposes, 2009 underlying earnings before tax (profit before tax and non-recurring items adjusted for the 53rd week) were £92.4m.



Basic earnings per share before non-recurring items

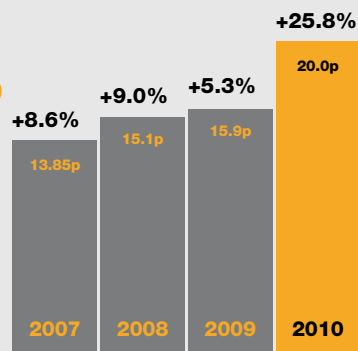
+22.2%
at 39.7p
(2009: 32.5p)



Basic earnings per share was 36.8p (2009: 26.6p). For comparative purposes 2009, Basic earnings per share before non-recurring items adjusted for the 53rd week were 31.8p.

Dividend per ordinary share

+25.8%
at 20.0p
(2009: 15.9p)

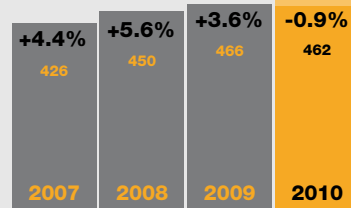


Retail stores

462

Autocentres

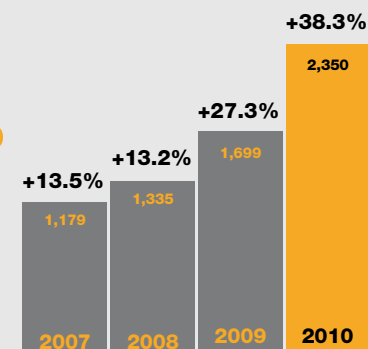
224



■ Autocentres
■ Retail stores

wefit/werepair jobs '000s

+38.3%



- › 462 Halfords stores now trading
- › Core Car Maintenance & Cycling categories sales and market growth
- › Strong performance in Services (**wefit** uptake +30% on 2009 figures)
- › Cost control measures implemented
- › halfords.com — Significant 'Reserve & Collect' growth. 'Order & Collect' launched

- › Strategic supply chain optimisation from 3 to 2 UK distribution centres
- › Acquisition of 224 Nationwide Autocentres
- › Closure of loss making European operations announced